


THE
headline
COLLECTION 2017



our doors

THE CHOICE YOU MAKE IN SELECTING YOUR NEW INSULATED COMPOSITE DOOR IS IMPORTANT, AS YOU WANT IT TO SERVE YOU WELL FOR MANY YEARS TO COME.



appearance

Your door must look good and be aesthetically pleasing. Think about:

- Door Style
- Door Colour
- Choice of Decorative Glass



security

All important in protecting your home from unwanted visitors.

You need:

- Impact resistant GRP with rigid polymer subframe
- High-density polyurethane foam core
- Proven to PAS24 Security standard, essential for achieving 'Secured by Design' endorsement*



durability

A must to keep the elements at bay! It must have:

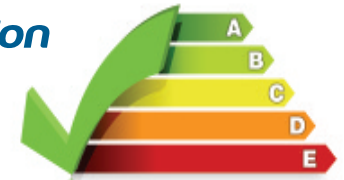
- A waterproof door leaf
- A high performance, weather resistant, glazing system
- Weather performance, proven to BS6375 - 1 Classification, for weather tightness, air, wind and water



heat insulation

Keeping your home insulated and your bills down. You require:

- A high performance insulating core
- High performance insulated glass units
- A door that exceeds Approved Document L of the Building Regulation requirements



sound insulation

Protecting you from external noise. It must have:

- Baffling against noise with a high performance insulating core
- At least Outdoor-Indoor Transmission Class (OITC): 26db
- At least Sound Transmission Class (STC): 29db



durability

A door with pedigree - tried and tested for over 20 years. It needs:

- Strength from its construction
- High impact resistant door skins
- Stability, whatever the weather conditions

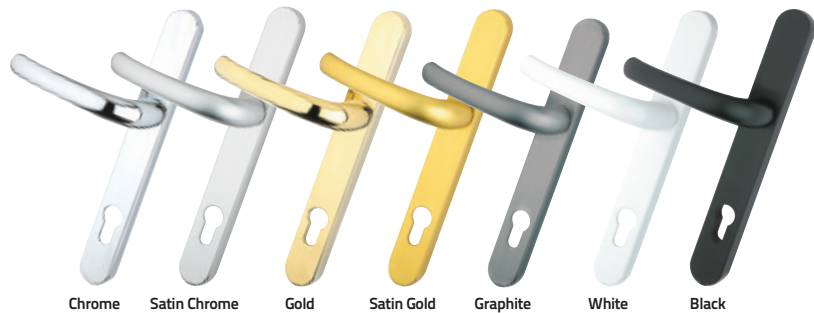


door colour options

With our high-performance paint technology and in-house paint line, we can offer a wide range of colours for all of our doors, providing a fantastic choice for your home. To view our full range of door colour options, please see pages 20 and 21.



hardware options



Chrome Satin Chrome Gold Satin Gold Graphite White Black




Slimline Urn



Spyhole Urn



Pad Handle










Letterplate

◀ We offer a range of 'suited' door furniture in a choice of colour finishes to add that final finishing touch to your composite door.

Make your door stand out ▶ with our new range of contemporary door furniture, particularly suited to our Modena door styles.


contents

					
Clumber Square Pages 4 & 5	Clumber Arch Pages 4 & 5	Clumber Brow Pages 4 & 5	Rufford One Pages 6 & 7	Rufford Three Pages 6 & 7	Chatsworth Two Pages 8 & 9
					
Chatsworth Four Pages 8 & 9	Roche Pages 10 & 11	Welbeck Pages 12 & 13	Thoresby Diamond Pages 14 & 15	Thoresby Rectangle Pages 14 & 15	Thoresby Square Pages 14 & 15
					
Modena Three Pages 16 & 17	Modena Four Pages 16 & 17	Modena Five Pages 16 & 17	Side Panels & Top Lights Pages 18 & 19	Integral Blind Page 22	Colour Options Page 23

clumber



Clumber Square Clumber Arch Clumber Brow



◀ Clumber Square in Lead with Sienna Glass

This classic four panel door design is probably the most popular style and would grace any home, being suitable for many decorative glass designs.


* Glass not available in Clumber Brow Door style
 ** Glass available in Clumber Square only

Clumber Square | Blue | Elegance Glass*



Clumber Arch Design

Clumber Square | Gold Oak | Simplicity Glass*



Clumber Arch Design

Clumber Square | White | French Glass



Clumber Square | Pastel Blue | Zinc Star Glass



Clumber Arch | Green | Sienna Glass



Clumber Square | Sweet Pea | Flair Glass

Clumber Square | Black | Murano Glass




Clumber Square | Red | Diamonds Glass



Clumber Square | Green | Fleur Glass



Clumber Square | Anthracite | Prairie Glass*



Clumber Brow | Rosewood | Vintage Glass



Clumber Square | Potterly | Kensington Glass**



▲ Clumber Square in Chartwell with Reflections Glass

rufford




Rufford One Rufford Three

Rufford Three | Black | Elegance Glass



Rufford Three | Green | Simplicity Glass



Rufford Three | Rosewood | Prairie Glass



◀ Rufford Three | Chartwell | French Glass

A very traditional and popular door style with its appealing and elegant 'half moon' arched top. For greater privacy, all glazing styles are available as a Rufford One.



Rufford Three | Pastel Blue | Reflections Glass



Rufford Three | Red | Sienna Glass



Rufford Three | Lead | Flair Glass


Rufford Three | Blue | Murano Glass



Rufford Three | White | Diamonds Glass



Rufford Three | Sweet Pea | Kensington Glass



Rufford Three | Chartwell | Fleur Glass



Rufford Three | Gold Oak | Vintage Glass



Rufford Three | Anthracite | Zinc Star Glass



▲ Rufford One | Pottney | Zinc Star Glass

chatsworth




Chatsworth Two Chatsworth Four



Chatsworth Four | Gold Oak | Elegance Glass



Chatsworth Four | Pottery | Prairie Glass



Chatsworth Four | Black | French Glass



Chatsworth Four | Lead | Reflections Glass


An appealing and traditional look that lets the design of decorative glass flow through from the lower to the higher level, providing an attractive ensemble to the 6 panel door.



Chatsworth Four | Pastel Blue | Kensington Glass



Chatsworth Four | White | Sienna Glass



Chatsworth Four | Chartwell | Flair Glass


Chatsworth Four | Green | Murano Glass



Chatsworth Four | Blue | Diamonds Glass



Chatsworth Four | Sweet Pea | Simplicity Glass



Chatsworth Four | Red | Vintage Glass



Chatsworth Four | Rosewood | Fleur Glass



Chatsworth Four | Lead | Zinc Star Glass



▲ Chatsworth Two | Anthracite | Murano Glass | Matching Full Composite Side Panel


roche



◀ Roche | Pastel Blue | Elegance Glass

A beautiful option for a front door with its gracefully arched large glazing that allows plentiful light and a full display of decorative glass.

Roche | Black | Prairie Glass




Roche | Blue | Simplicity Glass



Roche | Gold Oak | French Glass



Roche | Anthracite | Reflections Glass



Roche | Rosewood | Sienna Glass



Roche | Lead | Kensington Glass

Roche | Red | Murano Glass



Roche | Chartwell | Diamonds Glass



Roche | Pastel Blue | Vintage Glass



Roche | Pottery | Fleur Glass



▲ Roche | Sweet Pea | Zinc Star Glass

welbeck



◀ Welbeck | Sweet Pea | Murano Glass

Ever popular as a front or back door option, providing excellent light and space for decorative glass to be displayed.


Welbeck | Rosewood | Elegance Glass



Welbeck | Gold Oak | Prairie Glass



Welbeck | Pastel Blue | Simplicity Glass



Welbeck | Lead | Reflections Glass



Welbeck | Anthracite | Sienna Glass



Welbeck | Chartwell | Kensington Glass

Welbeck | Black | French Glass



Welbeck | Red | Diamonds Glass



Welbeck | Blue | Vintage Glass



Welbeck | Green | Fleur Glass



▲ Welbeck | Lead | Kensington Glass

thoresby



Thoresby Diamond Thoresby Rectangle Thoresby Square



◀ Thoresby Diamond | Gold Oak | Bullseye Glass

Quite possibly the oldest style of door, with its traditional planked-effect that has always been popular in adding an aged feel to a property.

Thoresby Diamond | Black | Simplicity Glass



Thoresby Diamond | Gold Oak | Venus Glass




Thoresby Diamond | Pottery | Diamonds Glass



Colour Options See P23



Thoresby Rectangle | Chartwell | Prairie Glass



Thoresby Rectangle | Rosewood | Vintage Glass



Thoresby Rectangle | Blue | Diamonds Glass



Colour Options See P23

Thoresby Diamond | Red | Vintage Glass



Thoresby Rectangle | Green | Elegance Glass



Thoresby Rectangle | Anthracite | Simplicity Glass



Thoresby Square | Lead | Murano Glass



Thoresby Square | Sweet Pea | Simplicity Glass



Thoresby Square | Pastel Blue | Sienna Glass



stable door option



All Cottage Doors shown are also available in a Stable Door option.

It is not, as so often is the case, a Cottage door that has been cut to form the upper and lower portions. It is constructed specifically with a mid-rail so that when cut through, it forms two leaves. Each leaf is completely surrounded by a rigid subframe providing stability and security, as well as weather protection.



modena



Modena Three

Modena Four

Modena Five




◀ Modena Four | Anthracite | Venus Glass

If you are looking for a contemporary door, the Modena range is for you. With stunning European flair and elegant design, this range of doors will add a touch of class to any modern home.


Modena Four | Pastel Blue | Prairie Glass



Modena Four | Sweet Pea | Murano Glass



Modena Four | White | Sienna Glass



Modena Three | Red | Kensington Glass



Modena Three | Black | Diamonds Glass



Modena Three | Blue | Murano Glass

Modena Four | Lead | Flair Glass



Modena Three | Red | Prairie Glass



Modena Three | Chartwell | Simplicity Glass



Modena Five | Green | Sienna Glass



Modena Five | Pottery | Reflections Glass



Modena Five | Anthracite | Prairie Glass



▲ Modena 5 | Pottery | Millennium Glass

side panels


INCLUDING TOP LIGHTS




▲ Double Composite Full Side Panels in Pottery with Dorchester Glass



▲ Full Glazed Side Panel with Sienna Glass



▲ Top Light with Vintage Glass



▲ Midrail Side Panel with Diamonds Glass



▲ Double Midrail Side Panel with Fleur Glass



▲ Double Composite Half Panel in Black with Prairie Glass



▲ Full Glazed Side Panel with Murano Glass



▲ Composite Full Panel in Chartwell with Reflections Glass



▲ Composite Half Panel in Lead with Elegance Glass



▲ Composite Full Panel in Pastel Blue with Prairie Glass



▲ Composite Full Panel in Black with Murano Glass



▲ Composite Half Panel in Sweet Pea with Diamonds Glass



door colours


Once you've chosen the style of your door, it's time to choose the colour. As you browsed through the door styles, you will have seen the standard colours and a selection of our most popular premium colours that each range is available in. But that's only the beginning! We also offer a huge range of other colours to help you create your perfect door.




standard colours



White




Black




Blue




Gold Oak



Red




Green



Rosewood

premium colours



Platinum



Lead



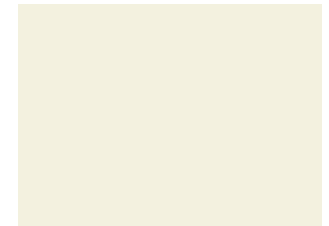
Granite



Gunmetal



Charcoal



Soft Cream



Pottery



Nut Brown



Pear



Fern Green



Sweet Pea




Pistachio



Chartwell



Duck Egg



Coastal Blue



Sea Green



Peacock



Midnight



Ultramarine Blue



Teal




Sky Blue



Dusk



Pastel Blue



Hazy



Passion Flower



Foxglove



Aubergine



Claret




Deep Cerise




Scarlet



Light House



Rhubarb



Salsa Red



Mandarin



Turmeric



Buttercup

integral venetian blind

This integral venetian blind is cleverly encapsulated within the insulated glass cavity of this door to provide a zero maintenance blind. The blind can be raised, lowered and easily tilted using the unobtrusive fingertip control on the edge of the frame.



Tilt Tab
Choose whether to have the blinds open or closed

Our integral venetian blinds are handed for left or right, allowing the blind to be raised and tilted by control tabs on the hinge side of the door and not interfere with the operation of the door handle.

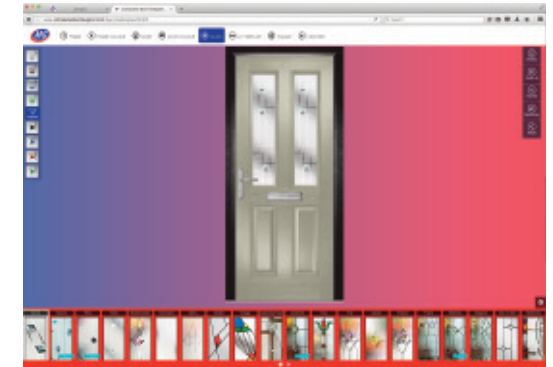


Raise Tab
Choose whether to have the blinds raised or lowered

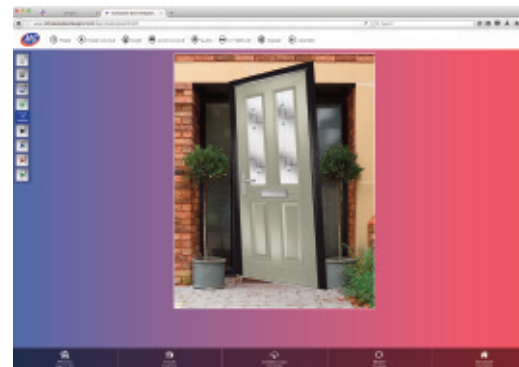
interactive door builder



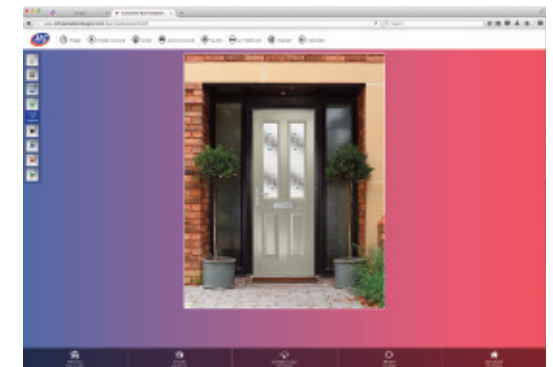
1. Choose your door style, frame style and colour options



2. Choose your decorative glass design



3. Manipulate your design into one of our standard backgrounds or upload an image of your customer's house



4. Download or share your completed image

Our interactive door builder can incorporate the full range of decorative glass from our catalogue, as well as all 43 door colour options into more than 30 door styles, ranging from traditional to contemporary. We calculate that the Door Configurator can design over 10,000 different combinations of glass, door styles and colours, providing

several features not available on any other door configurators in the market, such as the ability to view the door on a range of standard entranceway backgrounds or with the customer's own property photograph; and a useful tool to send the configured door design via email to be recreated on the recipient's browser.

care and maintenance

Your composite door has been designed to be easy to maintain. To keep your door clean, prolong the life of the surface finish and protect your warranty, we recommend you wash it regularly using warm soapy water (washing up liquid is ideal) and a soft, lint-free cloth. If you live in a coastal area, in a heavily industrialised area or near a main road, you may need to clean your door more frequently.

It is important that you DO NOT use any of the following on your door:


- abrasive cleaners or scouring pads
- any type of bleach or solvent (e.g. white spirit, methylated spirit, cellulose thinners, acetone or nail varnish remover)
- any type of adhesives or tack for providing temporary protection or fixing of seasonal or other decorations etc
- high pressure or steam cleaners.



decorative glass colour options

With the following glass designs, you can choose to co-ordinate the glass design colour to complement or contrast your choice of door colour.

Diamonds



Clear



Grey



Blue



Green



Red

Murano



Black



Blue



Green



Purple



Red



Sienna Fused Tile Upgrade

The Sienna range of glass is also available with a premium coloured fused tile upgrade



Black



Blue



Green




Red




PILKINGTON

Textured Backing Glass Options
With our Diamonds, Fleur and Vintage decorative glazing designs, we recommend that a textured backing glass is used to add an extra level of privacy. We offer the complete range of Pilkington textured glass and you can also specify any of these textured backing glasses for use with our side panel and top light frames.



MG



Due to the limitations in photographic and printing processes, actual colours may vary from those illustrated in this brochure and should be used for guidance purposes only. We reserve the right to alter specifications without prior notice. Glass photography supplied courtesy of RegalLead Limited. Door photography supplied courtesy of Distinction Doors Limited.